


How to register for email alerts for new articles in *Bee World* or *Journal of Apicultural Research*

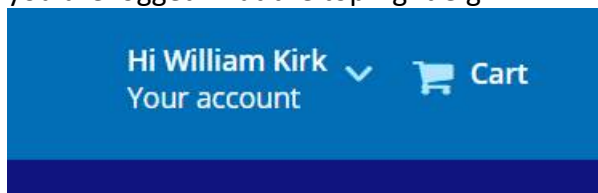
Anyone can register to receive email alerts with tables of contents whenever a new issue of *Bee World* and/or *Journal of Apicultural Research* appears online. The service is free. You do not have to be a member of IBRA.

1. In your web browser, go to the home page of any Taylor & Francis journal:
<https://www.tandfonline.com/loi/tbee20> for *Bee World*
<https://www.tandfonline.com/loi/tjar20> for *Journal of Apicultural Research*

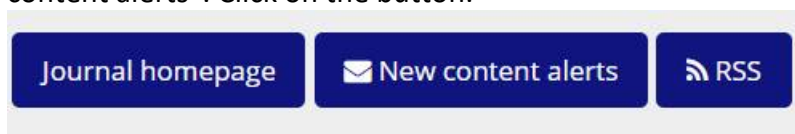
2. Click on “Register” at the top right



3. Fill in the details to register for a free Taylor & Francis Online individual account. This login is for Taylor & Francis and is completely separate from your login for IBRA. Note the list of requirements for the length and included characters in your chosen password.
4. Once registered, you should very quickly receive an email with a link to click to confirm your email address. You need to click to confirm within 14 days.
5. The link will take you to a page stating that registration is complete. The page should show you are logged in at the top right e.g.



6. Now you are logged in as an individual, you can go to the pages of the journals from which you would like alerts for new issues (it should remember that you are logged in):
Bee World
<https://www.tandfonline.com/loi/tbee20>
Journal of Apicultural Research
<https://www.tandfonline.com/loi/tjar20>
7. When you are logged in as an individual, you will see a button on journal pages for “New content alerts”. Click on the button.



8. Choose the desired options. **New content alerts** are sent when a new complete issue of your chosen journal(s) is available online. **Latest article alerts** are sent when new individual articles from your chosen journal(s) are available online. These alerts are sent on a weekly basis by default, but you can change their frequency using the right-hand dropdown options below. You can add new journals to the above alerts quickly and easily by clicking the “New content alerts” button below the search bar on any journal homepage on Taylor & Francis Online.
9. Your choices are updated as you make them (there is no Save button). You should see a message on the web page saying “Your email alert settings have been updated.”

10. It is also possible (when logged in as an individual) to set up **Citation alerts**. These are sent whenever a record that you have chosen has been cited. Set up citation alerts by navigating to the Citations tab on your chosen article and clicking it:



11. Then click on the “Subscribe to citation updates” button

Citations



12. Remember that you need to log in as an individual on a journal page to use these options for alerts (so that the web site knows who you are and where to send the updates). This is not to be confused with your IBRA membership login, which allows access to articles via the Member Page on the IBRA web site.

WDJK

31 March 2021